

Investments information summary

Fund statistics, 31 December 2024

AustralianSuper total member assets (Not including reserves)
Effective date: 31 Dec 2024

\$367.1b



Total member assets - growth defensive allocation
Effective date: 31 Dec 2024

- Growth 74%
- Defensive 26%
- Growth allocation includes 100% of Australian Shares, International Shares, Private Equity and other assets.
- Property, Infrastructure and Credit are classified as 50% Growth and 50% Defensive.
- Defensive allocation includes 100% of Fixed Interest and Cash.

Total member assets - unlisted
Effective date: 31 Dec 2024

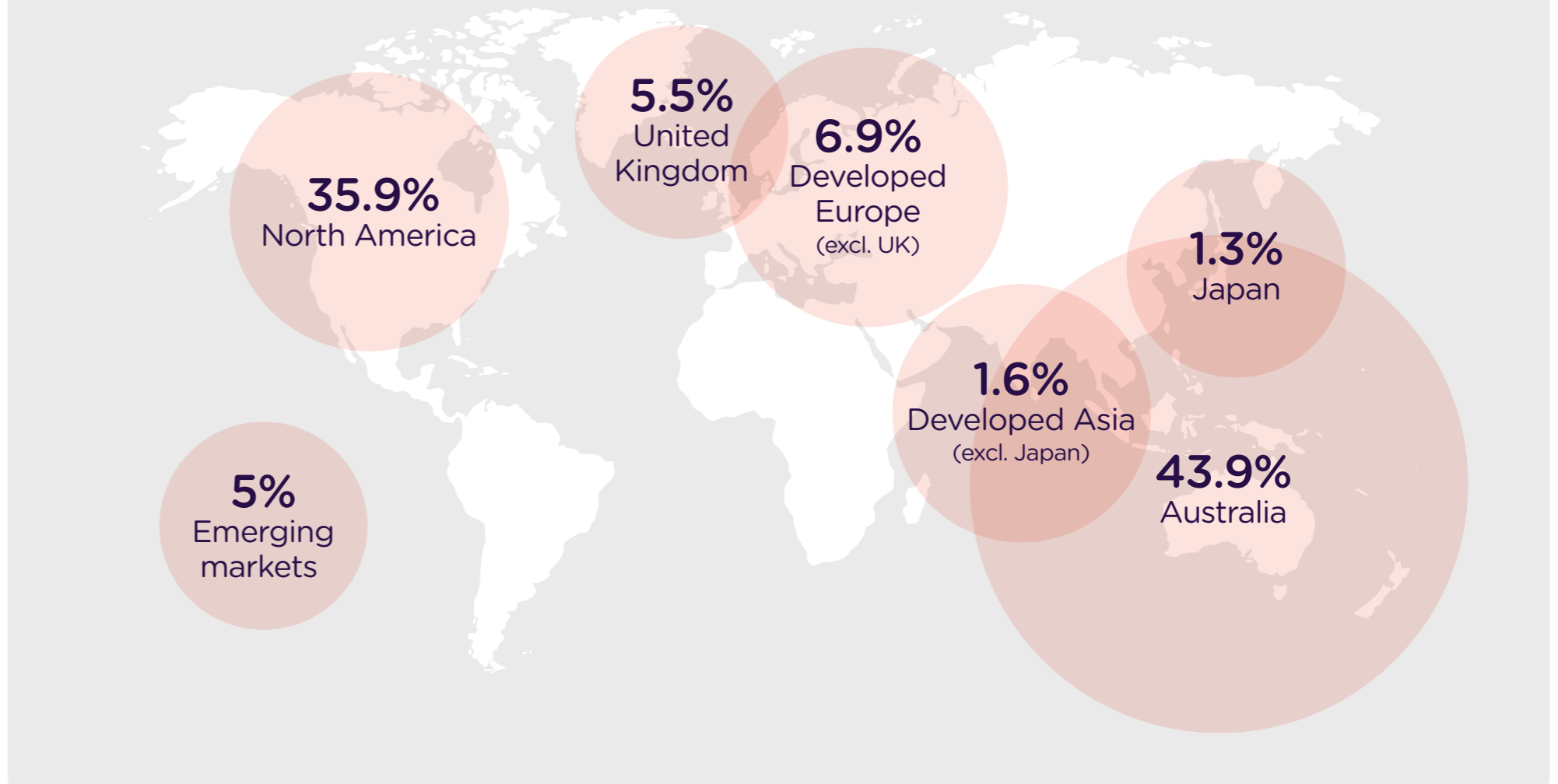
23.6%



Total member assets - managed internally
Effective date: 31 Dec 2024

- Total internal 59.5%
- Total external 40.5%

Total member assets by geographic region
Effective date: 31 Dec 2024

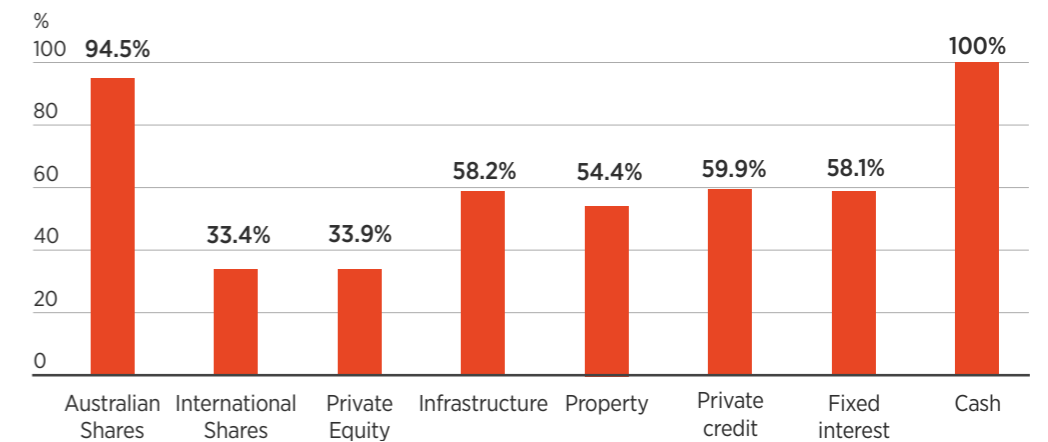


Total member assets - Australia vs International
Effective date: 31 Dec 2024



- Australia 43.9%
- International 56.1%

Total member assets managed internally by asset class
Effective date: 31 Dec 2024

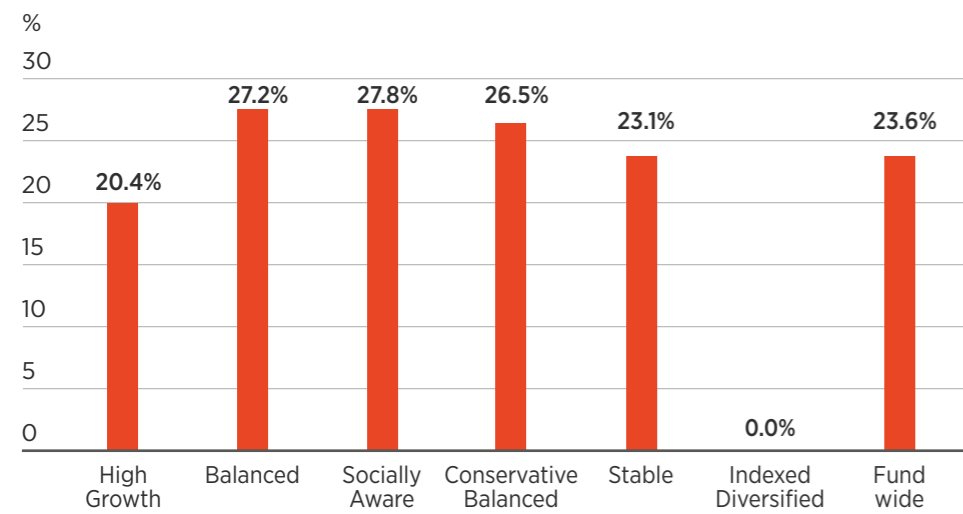


Investments information summary

Fund statistics, 31 December 2024

Unlisted assets by option

Effective date: 31 Dec 2024



Unlisted assets include: Private Equity, Property, Infrastructure, Credit and other assets.

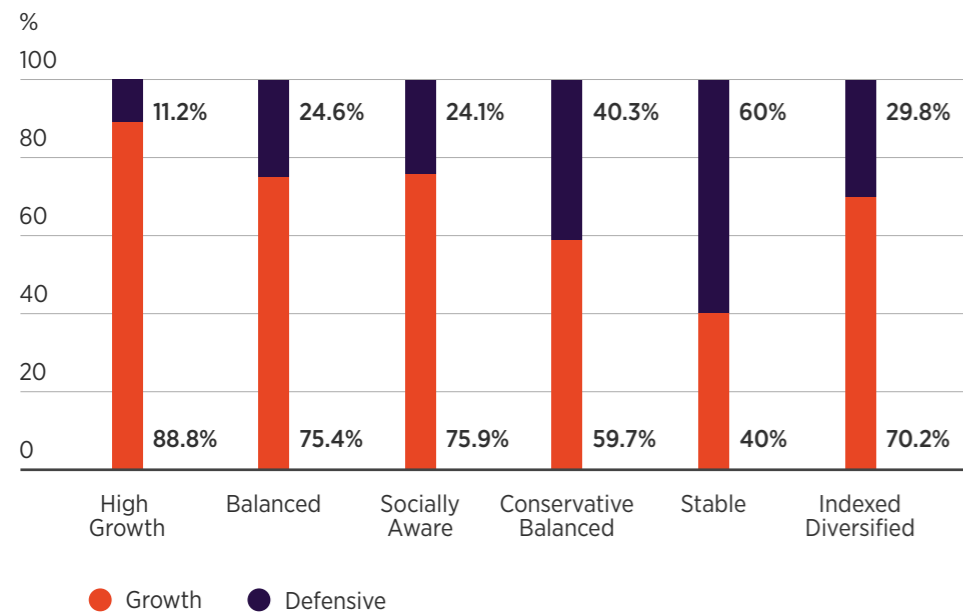
Asset allocation by option (accumulation)

Effective date: 31 Dec 2024

Accumulation option	High Growth %	Balanced %	Socially Aware %	Conservative Balanced %	Stable %	Indexed Diversified %	Fund wide %
Australian Shares	31.9	24.9	24.9	18.2	10.4	31.7	25.4
International Shares	43.2	34.3	34.3	26.7	17.2	38.5	34.7
Private Equity	6.9	5.1	5.2	3.1	1.7	n/a	4.6
Infrastructure	9.8	14.6	14.9	15.4	14.3	n/a	12.7
Property	2.3	4.0	4.1	3	2.7	n/a	3.3
Credit	1.4	3.4	3.5	4.9	4.3	n/a	2.9
Fixed Interest	0.5	10.2	10.1	20.4	30.9	24.7	11
Cash	3.9	3.4	2.8	8.2	18.4	5	5.4
Other assets	0.1	0.2	0.2	0.1	0.1	n/a	0.1
Total	100	100	100	100	100	100	100
Currency exposure	26.9	19.9	20	14.9	8.9	29.2	-

Total member assets – growth defensive allocation by option

Effective date: 31 Dec 2024



Performance by option (accumulation)

Effective date: 31 Dec 2024

Investment option	Member assets (millions)	1 mth %	3 mths %	6 mths %	FYTD %	1 yr %	3 yrs p.a. %	5 yrs p.a. %	10 yrs p.a. %	15 yrs p.a. %	20 yrs p.a. %	Since inception p.a. %	Inception date
PreMixed options													
High Growth	38,018.4	-0.59	2.97	6.31	6.31	12.72	5.61	8.04	9.05	9.09	8.10	8.38	Jul 96
Balanced	231,570.8	-0.49	2.33	5.47	5.47	10.53	4.68	6.82	8.11	8.29	7.70	9.28	Aug 85
Socially Aware	3,042.5	-0.53	2.19	5.68	5.68	11.05	4.09	5.96	7.24	7.81	7.12	6.95	Oct 01
Indexed Diversified	3,161.5	-0.18	2.75	6.96	6.96	13.62	6.02	7.45	7.49	-	-	7.55	Jul 11
Conservative Balanced	6,392.2	-0.34	1.83	4.69	4.69	8.30	3.35	5	6.31	6.95	-	5.77	Sep 07
Stable	3,929.6	-0.17	1.28	3.76	3.76	5.93	2.35	3.33	4.75	5.54	5.58	5.77	Oct 01
DIY Mix options													
Australian Shares	7,934.1	-2.41	-0.22	6.70	6.70	11.78	8.53	9.46	9.65	8.81	8.82	9.51	Oct 99
International Shares	8,446.8	1.77	9.64	10.58	10.58	24.90	7.85	11.71	11.57	11.29	8.58	6.91	Oct 99
Diversified Fixed Interest	1,097.0	-0.10	-0.51	1.55	1.55	1.86	0.13	0.34	2.07	4.08	4.22	4.77	Jul 99
Cash	6,133.4	0.37	1.08	2.16	2.16	4.23	2.97	1.90	1.93	2.49	3.17	3.40	Oct 99

AustralianSuper returns are net of investment fees and costs, transaction costs, the percentage-based administration fee that is deducted from returns from 1 April 2020 to 2 September 2022 and taxes.

Returns from equivalent investment options of ARF and STA are used in calculating since inception returns for options that began before 1 July 2006.

Investment returns are not guaranteed. Past performance is not a reliable indicator of future returns. All care is taken to ensure this information is correct at the date of publication. Any errors or misprints will be corrected by the Trustee in later reports.

This information may be general financial advice which doesn't take into account your personal objectives, situation or needs. Before making a decision about AustralianSuper, you should think about your financial requirements and refer to the relevant Product Disclosure Statement, available at australiansuper.com/pds or by calling 1300 300 273. AustralianSuper Pty Ltd ABN 94 006 457 987, AFSL 233788, Trustee of AustralianSuper ABN 65 714 394 898.