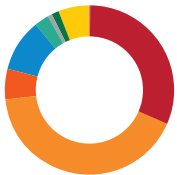


PreMixed option asset allocation by weight

30 June 2024

This data is published quarterly¹

High Growth

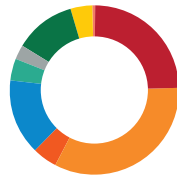


- Australian shares 31.4%
- International shares 41.9%
- Private equity 5.6%
- Infrastructure 10.2%
- Property 2.6%
- Credit 0.9%
- Fixed interest 1.5%
- Cash 5.7%
- Other assets 0.2%

Foreign currency exposure 25.7%

- Growth assets² 85.9%
- Defensive assets² 14.1%

Balanced

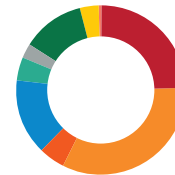


- Australian shares 24.5%
- International shares 33.0%
- Private equity 4.9%
- Infrastructure 14.3%
- Property 4.2%
- Credit 2.8%
- Fixed interest 11.8%
- Cash 4.2%
- Other assets 0.3%

Foreign currency exposure 18.6%

- Growth assets² 73.3%
- Defensive assets² 26.7%

Socially Aware



- Australian shares 24.5%
- International shares 33.0%
- Private equity 4.9%
- Infrastructure 14.5%
- Property 4.3%
- Credit 2.9%
- Fixed interest 11.9%
- Cash 3.6%
- Other assets 0.4%

Foreign currency exposure 18.6%

- Growth assets² 73.6%
- Defensive assets² 26.4%

Conservative Balanced



- Australian shares 17.4%
- International shares 25.5%
- Private equity 3.5%
- Infrastructure 14.3%
- Property 2.8%
- Credit 3.5%
- Fixed interest 21.7%
- Cash 11.0%
- Other assets 0.3%

Foreign currency exposure 14.3%

- Growth assets² 57.0%
- Defensive assets² 43.0%

Stable



- Australian shares 9.9%
- International shares 16.3%
- Private equity 1.8%
- Infrastructure 14.0%
- Property 2.8%
- Credit 3.2%
- Fixed interest 31.4%
- Cash 20.2%
- Other assets 0.3%

Foreign currency exposure 8.6%

- Growth assets² 38.4%
- Defensive assets² 61.6%

Indexed Diversified



- Australian shares 31.4%
- International shares 38.4%
- Fixed interest 25.1%
- Cash 5.1%

Foreign currency exposure 28.9%

- Growth assets² 69.8%
- Defensive assets² 30.2%

Find out more

Call **1300 300 273** (8am to 8pm AEST/AEDT weekdays)

Web australiansuper.com/investments

Note: Percentages may not total 100% due to rounding. This report shows asset allocations for Superannuation options. Option asset allocations for Superannuation and Choice Income accounts may have slight differences at any given time. This is a result of different amounts of member transaction activity each day. The Fund attempts to minimise these asset allocation differences.

¹ Data will be published approximately 45 days after the end of each quarter. This is to protect members' interests by not revealing our investment strategy with a frequency and timeliness that could be detrimental to members' returns.

² Growth asset allocation includes 100% of Australian shares, International shares, Private equity and Other assets. Property, Infrastructure and Credit are classified as 50% growth and 50% defensive. Defensive asset allocation includes 100% of Fixed interest and Cash.



This document was issued in August 2024 by AustralianSuper Pty Ltd ABN 94 006 457 987 AFSL 233788, Trustee of AustralianSuper ABN 65 714 394 898, and may contain general financial advice that does not take into account your personal objectives, situation or needs. Before making a decision about AustralianSuper, consider your financial requirements and read the product disclosure statement, available at australiansuper.com/pds or by calling **1300 300 273**. Investment returns are not guaranteed. Past performance is not a reliable indicator of future returns. Actual asset allocations and other information is current as at the date of the report. The Trustee may alter the asset allocation or the composition of individual asset classes from time to time to suit prevailing market circumstances. A Target Market Determination (TMD) is a document that outlines the target market a product has been designed for. Find the TMDs at australiansuper.com/tmd